

Salem Fiberarts Guild

April 2020



Located in the beautiful, historic Mill Building at Willamette Heritage Center

April 11 Guild Meeting Cancelled

Our beloved Textile Learning Center is currently closed (see below). We are all anxious for it to reopen and for our lives to return to our new normal. Be confident you will be advised as soon as decisions are made as to when that will happen.

When I reached out to you for Show and Tell photos and stories of what you are doing at home, one response that caught my attention: we have lots of time to weave for the Oregon State Fair and for our Annual Sale (*thanks Becky!*). We must go forward believing these events will take place – and what a gift of time (*thanks Peggy!*) we have been given to prepare.

New tenant(s?) in the Mill Stream





Photo taken from the bridge between Warehouse and Mill Building – facing East.



April 2020



1313 Mill Street SE #301
Salem, OR 97301

salemfiberartsguild@gmail.com

www.salemfiberartsguild.org



Executive Board

President
Pam Sullivan
Acting Vice President
Becky Vestal
Secretary
Marci Allen
Treasurer
Janet Rafalovich

WeGO Representative
Dorald Stoltz
ANWG Representative
Ila McCallum

Board Meetings
Last Tuesday monthly, 1:00 - TLC

All are welcome!

Chairs

Annual Sale
Peggy Clyne, Pam Sullivan
Communications
Kathryn Messer
Dyemaster
Kate Heuberger
Events
Claudia Gahagan
Historian
Kaylyn Mabey
Library
Darilyn Bennett, Alexis Garrett
Membership
Laurie Reihart
Programs
Jean Cockelreas, Judy Walker
WHC Liaisons
Penny Unverzagt, Cheryl Griffith

From The Willamette Heritage Center Board of Directors:

As you probably know, the center has been closed since March 14. That means just about all sources of income have stopped – no tours, no rental events, no school groups. The restaurant and the store are closed, as is the weaving studio. This is going to continue until the Governor gives the go-ahead to reopening non-essential businesses. At that time, we will decide when it is safe to invite the community back onto the grounds.

To ensure the WHC weathers the COVID-19 storm, Executive director Michelle has taken drastic measures, including reducing the staff to just key employees - they are working part-time. It costs WHC \$1,000 each day to maintain the 14 historic building, keep the skeletal staff and pay the bills. Michelle is applying for grants to help fill the void and we trust our loyal supporters will continue with their donations.

The board members and staff thank you from the bottoms of their hearts for your support and your dedication to help the WHC continue. We are here – and will continue to be – because of you.

2021 ANWG Conference



2021 ASSOCIATION OF
NORTHWEST WEAVERS'
GUILDS CONFERENCE

Fiber Connections

Save The Date
June 7-13, 2021
Willamette University, Salem Oregon
Sponsored by the Weaving Guilds of Oregon
<http://www.wegoregon.org/>

anwgconference2021.com

Let's have fun with this!

This is our opportunity to showcase our Guild. We have reserved a corner booth. Penny Unverzagt has agreed to chair the display.

We are asking for flat weavings (towels, scarves & runners) in conference colors. (Oh, and if you enter your Conference items in the State Fair and win a ribbon – the ribbon will be displayed also!)

What happens at a conference?

- Workshops
- Seminars
- Fashion show
- Barbecue
- Shuttle race
- Hand towel exchange
- Juried show of guild member creations
- Instructors' show
- Guild booths
(chair: Dorald Stoltz)
90 Guilds from Alaska, Idaho, Montana, Oregon & Washington, Alberta, British Columbia and Saskatchewan in Canada will be represented
- Vendors
- Keynote speaker
- Local tourist events
(chair: Ila McCallum)
- Noh Coat Challenge

Show & Tell



weekend 😊 You're looking at a half pound of freshly dyed mohair!

My hubby made me a drying rack over the

Kathryn Graves-Messer



I recently took a clock making class before everything was shut down. Here is the result. It was fun!

Linda Campbell

Since weaving at WHC is not possible right now and I miss seeing you, I thought I would send you some pictures of what I have been doing: caught up on plying spun yarn and washing it, finished a double weave pickup that says ANWG, working on a couple of tapestries, and a graduation blanket for a grandson (red).

Ila McCallum



Weaving new covers for couch cushions and taking care of a sick 2yr old. Fun times in lockdown. Lol

Susanne Esch

I been crocheting Sophie's Universe blanket. I have not purchased a single skein of yarn for it as I am using yarn from my yarn stash.

Leslie Verts



I have been weaving on my loom that has had a warp on for a year - it's been fun. Also a lot of Kumihimo beading



Sharon Oliver



Gardening.....

Pat Noel

I am playing with my tapestry weaving which involves skeining my yarn off the cones, dyeing it, winding into balls, rewinding onto small bobbins so I can ply 3 strands, ply, wind the plyed yarn into balls, and finally make my tapestry butterflies. Then I can weave with it. It is pretty labor intensive but, what the heck I have lots of time. I am not going anywhere in the near future.

When I am not playing with yarn I have a warp half threaded on a loom, another half wound on my warping reel, and orchids in the greenhouse that need some tlc. Stay well and keep weaving,

Kathy Goetz

I'm researching how to sew button holes by needle and thread. Interesting.

Sandy Morrison




I have been working on the loom. A set of towels for my mom's birthday which is now not possible to celebrate. I am working on color theory. What looks good in one's mind does not always work out well in reality. I can tell. This will be a long slog. But. Practice

Nancy Burr

(Editor's Note – welcome to our world, Nancy!)

Isolation time has contributed a completed project. The one in the center of the picture is four pieces. The base and cup are black walnut. The stem is ash, and the petals are an unknown wood. I got it at the wood draw at the Capital Carvers and we were never formally introduced, so I'm not sure what it is.

Tom Seymour



I am knitting. Ordered some yarn to knit a vintage sweater.

Then there's gardening. Before shutdown got seeds and veggie flats. Hope to have food and flowers in the future. Tulips opening now.

Lynn Millar

Scary times!! Being "cooped in" is a bummer! I'm figuring out the Brother ScaNNCut...

BJ Hollensteiner

Just finished warping a new set of gingham towels. Looking forward to creating something!!!

Rose Lorenzen

My life hasn't changed much. I still go to work, as I am "essential". This is new. Sometimes I think staying at home would be great! I could weave, I could read a book, I could...well, you get it. I hope everyone is staying busy weaving for the sale. This will be over by then and it could be a big sale - all that pent-up shopping energy waiting to spend. Take care.

Becky Vestal



On my loom - napkins



Needing hems



Cross Stitch

Judy Walker



Judy's famous toilet paper earrings – Pam modeling!



I've been on a mission to use up small quantities of this and that cotton yarn. So currently working on kid's sweater for seven little kids under 4 years, in our extended family. Making great progress!

Barbara Wythes

I, unfortunately, do not have a loom at home (wish I did)! So no weaving for me. I am doing a ton of gardening – we are on three acres so have a large vegetable garden and lots of flowers. Looking forward to lots of canning, freezing and dehydrating this fall.

Donna Burgess

Both David and I love to garden and this extra time at home has given us the gift of a finished project.


(Editor's Note: I love that: the gift of....)



Bound weave using
4 strang cabled handspun




Fresh off the loom. Pete
thinks it was made for him



All done!

Peggy Clyne



I am weaving towels and sewing face masks. I made a pair of shoelaces for my husband with kumihimo. Reading and watching videos on youtube for inspiration

Here are some of my projects. The warp I dyed at home, the scarf uses the yarn, and the towel I am weaving on my 25" rigid heddle loom.

Judith Bartel



I'm finally ready for the embellishments for Eastmoreland by Kathy Schmitz. I love it, its been a fun project.

Been working in my yard and garden.

Working some more on my own applique pattern line.

Belinda Mordhorst

(editor's note – this is where you can find Laurie, Judy, Sandee, Lisa and Pam on Tuesday mornings – stitching at The Wool Club in the WHC Warehouse!)

Daughter and son-in-law requested, simple color and weave couch throw in black and white. Project has changed sizes multiple times to now being 100" x 96" queen bedspread in three panels of double weave window panes; original yarn was discontinued so changed to different yarn, different size, different mill that came with zillions of issues with sticky/fuzzies/stretching; have sampled four times ... and counting, with different setts to resolve yarn issues and fabric integrity. Now working on removing the 10 yards, 1824 ends to hopefully be repurposed later into three 10 yard warps of shadow weave hand towels; buying new yarn and tying on to original sample and moving forward. (First sample was done in red and white because I had the same size in stash yarn to test the pattern, threading repeats and sett. Stash yarn did not have the same issues) Only thing that has remained constant is black and white.

Alexis Garrett



Pretty Little Pots by Wendy Williams



my next Sue Spargo Project 90 1" circles

I am working on my applique/embroidery skills. I get a warm, fuzzy from this because my Grandmother taught me beginning embroidery as a child. I have just mailed kits to my Granddaughters (they live in Pendleton) and will Facetime with them to pass along this craft. Not quite the same as doing it in person, but.... Pam Sullivan



I just love the fun differences on one warp you can get with M's and O's. With 3 weft colors: kiwi, cayenne and royal in 8/2 cotton, the tryptic is really fun!



I am revisiting a couple old standards found in Handwoven: Taquiteand the happy towels using spaces dyed 8/2 along with 8 other colors. I'm getting a jump on Christmas presents and towels for our Guild Sale!
(editor's note – I recall when Cecilia made these!)

Jean Cockelreas



A chicken coop



Yum



on my loom



on my loom

Laurie Reinhart

Email your photos to pam7881@comcast.net for next month's show and tell!
 As you can see, non-weaving projects are ok.

Let's stay connected.